

## Statistical summary

as of  
28-Feb-19

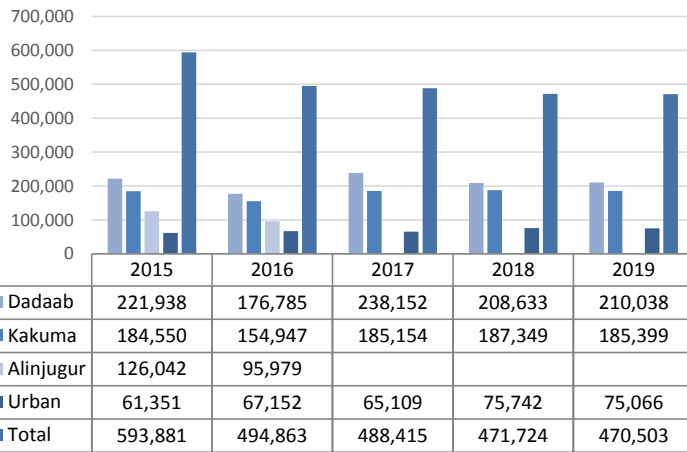
### Refugees and Asylum Seekers in Kenya

	Total	Dadaab	Kakuma	Urban	
<b>A. Refugees and Asylum Seekers</b>	<b>470,503</b>	<b>210,038</b>	<b>185,399</b>	<b>75,066</b>	- Page 2
<b>B. Registration</b>	<b>4,867</b>	<b>4</b>	<b>2,174</b>	<b>2,689</b>	- Page 6
<b>C. Refugee Status Determination</b>					- Page 7
1. Applied	1,726	12	730	984	
2. Recognized	6	0	5	1	
3. Rejected	0	0	0	0	
4. Pending	51,578	1,303	21,799	28,476	
<b>D. 2019 Resettlement Submissions</b>	<b>693</b>				- Page 8
<b>E. 2019 Resettlement Departures</b>	<b>86</b>				- Page 9
<b>F. 2019 Voluntary Repatriation</b>	<b>110</b>	<b>77</b>	<b>33</b>	<b>0</b>	- Page 10

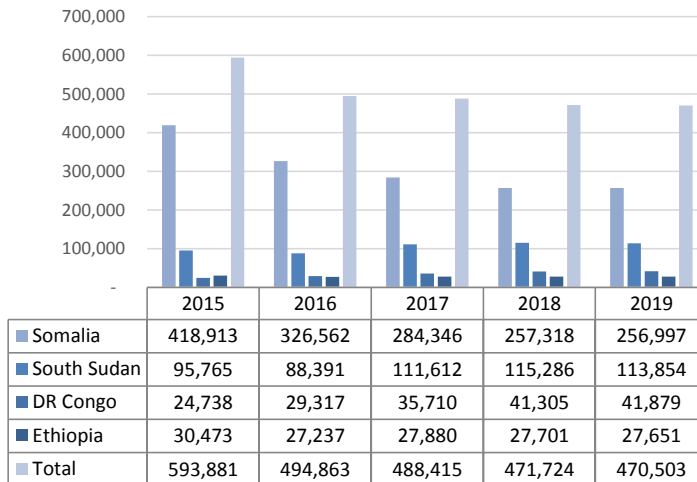
**REFUGEES AND ASYLUM SEEKERS IN KENYA BY COUNTRY OF ORIGIN AND LOCATION**

Country of Origin	2015					2016					2017				2018				2019			
	Alinjugur	Dadaab	Kakuma	Nairobi	Total	Alinjugur	Dadaab	Kakuma	Nairobi	Total	Dadaab	Kakuma	Nairobi	Total	Dadaab	Kakuma	Nairobi	Total	Dadaab	Kakuma	Urban	Total
<b>Total</b>	<b>126,042</b>	<b>221,938</b>	<b>184,550</b>	<b>61,351</b>	<b>593,881</b>	<b>95,979</b>	<b>176,785</b>	<b>154,947</b>	<b>67,152</b>	<b>494,863</b>	<b>238,152</b>	<b>185,154</b>	<b>65,109</b>	<b>488,415</b>	<b>208,633</b>	<b>187,349</b>	<b>75,742</b>	<b>471,724</b>	<b>210,038</b>	<b>185,399</b>	<b>75,066</b>	<b>470,503</b>
Somalia	122,663	208,741	54,886	32,623	<b>418,913</b>	93,342	165,388	37,813	30,019	<b>326,562</b>	229,064	35,549	19,733	<b>284,346</b>	200,886	33,844	22,588	<b>257,318</b>	202,229	33,693	21,075	<b>256,997</b>
South Sudan	32	1,277	93,413	1,043	<b>95,765</b>	13	1,095	84,983	2,300	<b>88,391</b>	990	105,168	5,454	<b>111,612</b>	978	108,450	5,858	<b>115,286</b>	987	106,599	6,268	<b>113,854</b>
DR Congo	154	187	9,861	14,536	<b>24,738</b>	68	150	9,753	19,346	<b>29,317</b>	114	11,533	24,063	<b>35,710</b>	93	12,232	28,980	<b>41,305</b>	97	12,381	29,401	<b>41,879</b>
Ethiopia	3,094	11,399	7,595	8,385	<b>30,473</b>	2,525	9,873	5,366	9,473	<b>27,237</b>	7,759	10,470	9,651	<b>27,880</b>	6,478	10,502	10,721	<b>27,701</b>	6,533	10,492	10,626	<b>27,651</b>
Burundi	70	138	6,804	1,300	<b>8,312</b>	14	120	6,164	2,163	<b>8,461</b>	83	10,134	2,611	<b>12,828</b>	65	10,020	3,237	<b>13,322</b>	65	10,124	3,312	<b>13,501</b>
Sudan	-	74	10,023	169	<b>10,266</b>	1	58	9,078	169	<b>9,306</b>	53	9,789	166	<b>10,008</b>	46	9,879	181	<b>10,106</b>	38	9,818	181	<b>10,037</b>
Uganda	12	67	1,158	670	<b>1,907</b>	7	72	1,159	732	<b>1,970</b>	57	1,705	720	<b>2,482</b>	65	1,501	846	<b>2,412</b>	67	1,468	856	<b>2,391</b>
Eritrea	-	18	126	1,481	<b>1,625</b>	-	9	55	1,526	<b>1,590</b>	8	60	1,273	<b>1,341</b>	4	192	1,607	<b>1,803</b>	4	103	1,680	<b>1,787</b>
Rwanda	14	20	615	960	<b>1,609</b>	6	17	505	1,102	<b>1,630</b>	16	611	1,015	<b>1,642</b>	11	612	1,117	<b>1,740</b>	11	609	1,058	<b>1,678</b>
Other	3	17	69	184	<b>273</b>	3	3	71	322	<b>399</b>	8	135	423	<b>566</b>	7	117	607	<b>731</b>	7	112	609	<b>728</b>

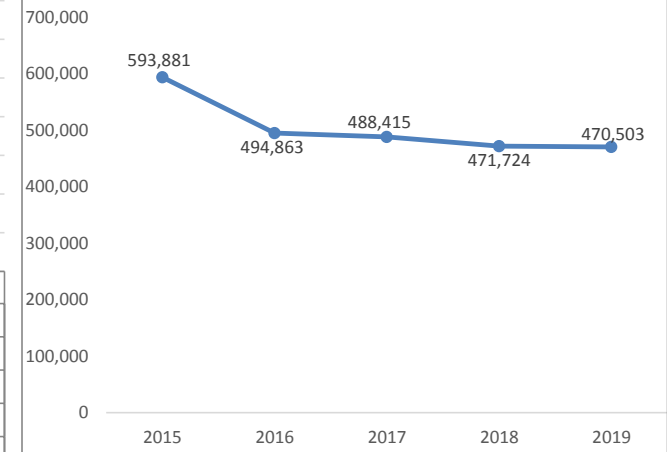
TREND BY LOCATION



TREND BY MAJOR COUNTRIES OF ORIGIN

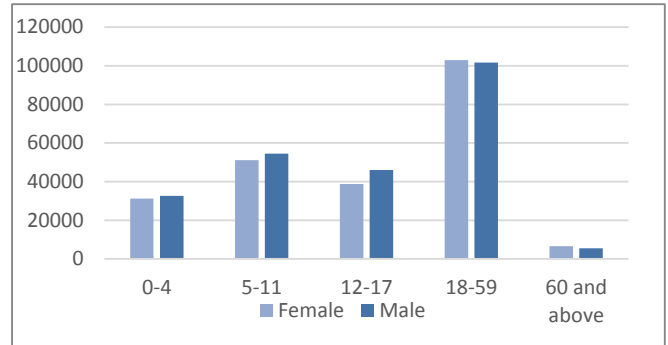


TREND SINCE 2015

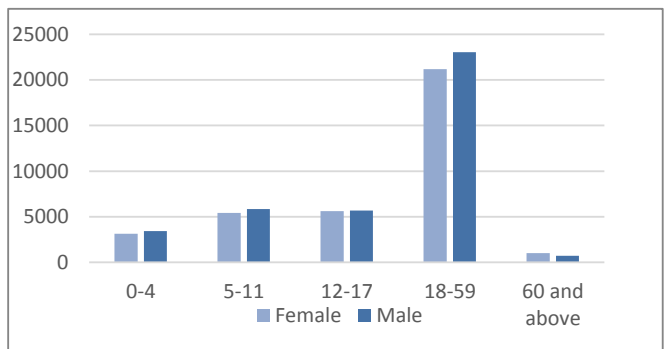


## REFUGEES AND ASYLUM SEEKERS IN KENYA : DEMOGRAPHIC BREAKDOWN

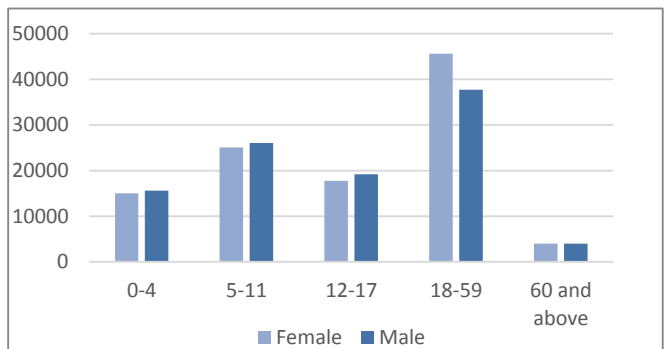
Total Kenya	Age Group	Sex				Total	
		Female		Male			
		#	%	#	%	#	%
	0-4	31,214	6.6%	32,538	6.9%	63,752	13.5%
	5-11	51,043	10.8%	54,435	11.6%	105,478	22.4%
	12-17	38,714	8.2%	46,036	9.8%	84,750	18.0%
	18-59	102,826	21.9%	101,654	21.6%	204,480	43.5%
	60 and above	6,517	1.4%	5,526	1.2%	12,043	2.6%
	<b>Total</b>	<b>230,314</b>	<b>49.0%</b>	<b>240,189</b>	<b>51.0%</b>	<b>470,503</b>	



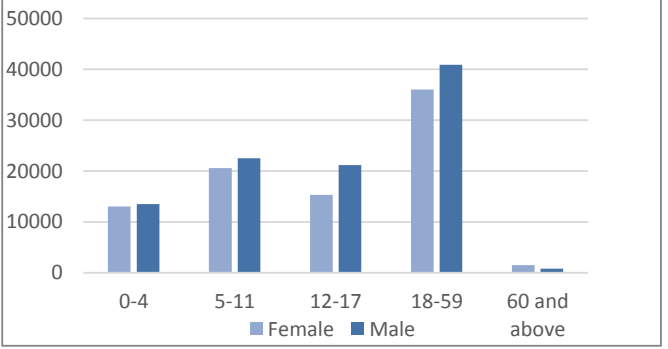
Urban	Age Group	Sex				Total	
		Female		Male			
		#	%	#	%	#	%
	0-4	3,139	4.2%	3,426	4.6%	6,565	8.7%
	5-11	5,428	7.2%	5,837	7.8%	11,265	15.0%
	12-17	5,627	7.5%	5,670	7.6%	11,297	15.0%
	18-59	21,181	28.2%	23,037	30.7%	44,218	58.9%
	60 and above	995	1.3%	726	1.0%	1,721	2.3%
	<b>Total</b>	<b>36,370</b>	<b>48.5%</b>	<b>38,696</b>	<b>51.5%</b>	<b>75,066</b>	



Dadaab	Age Group	Sex				Total	
		Female		Male			
		#	%	#	%	#	%
	0-4	15,044	7.2%	15,598	7.4%	30,642	14.6%
	5-11	25,034	11.9%	26,055	12.4%	51,089	24.3%
	12-17	17,783	8.5%	19,191	9.1%	36,974	17.6%
	18-59	45,627	21.7%	37,732	18.0%	83,359	39.7%
	60 and above	3,998	1.9%	3,976	1.9%	7,974	3.8%
	<b>Total</b>	<b>107,486</b>	<b>51.2%</b>	<b>102,552</b>	<b>48.8%</b>	<b>210,038</b>	



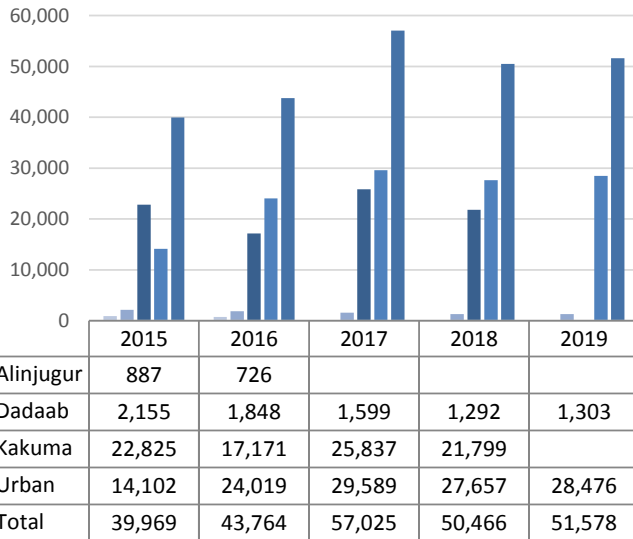
Kakuma	Age Group	Sex				Total	
		Female		Male			
		#	%	#	%	#	%
	0-4	13,031	7.0%	13,514	7.3%	26,545	14.3%
	5-11	20,581	11.1%	22,543	12.2%	43,124	23.3%
	12-17	15,304	8.3%	21,175	11.4%	36,479	19.7%
	18-59	36,018	19.4%	40,885	22.1%	76,903	41.5%
	60 and above	1,524	0.8%	824	0.4%	2,348	1.3%
	<b>Total</b>	<b>86,458</b>	<b>46.6%</b>	<b>98,941</b>	<b>53.4%</b>	<b>185,399</b>	



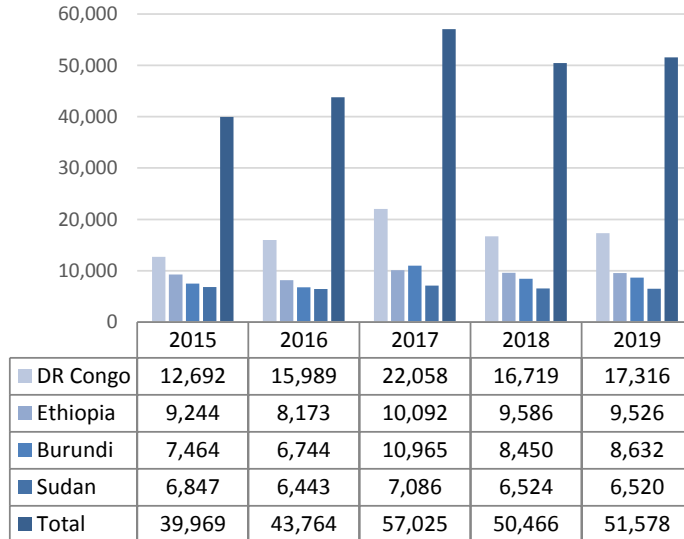
## ASYLUM SEEKERS STATISTICS BY COUNTRY OF ORIGIN AND LOCATION

Country of Origin	2015					2016					2017				2018				2019			
	Alinjugur	Dadaab	Kakuma	Nairobi	Total	Alinjugur	Dadaab	Kakuma	Nairobi	Total	Dadaab	Kakuma	Nairobi	Total	Dadaab	Kakuma	Nairobi	Total	Dadaab	Kakuma	Urban	Total
<b>Total</b>	<b>887</b>	<b>2,155</b>	<b>22,825</b>	<b>14,102</b>	<b>39,969</b>	<b>726</b>	<b>1,848</b>	<b>17,171</b>	<b>24,019</b>	<b>43,764</b>	<b>1,599</b>	<b>25,837</b>	<b>29,589</b>	<b>57,025</b>	<b>1,292</b>	<b>21,517</b>	<b>27,657</b>	<b>50,466</b>	<b>1,303</b>	<b>21,799</b>	<b>28,476</b>	<b>51,578</b>
DR Congo	122	17	4,302	8,251	<b>12,692</b>	39	16	2,523	13,411	<b>15,989</b>	14	4,222	17,822	<b>22,058</b>	8	3,465	13,246	<b>16,719</b>	10	3,700	13,606	<b>17,316</b>
Ethiopia	514	1,900	4,147	2,683	<b>9,244</b>	425	1,583	2,133	4,032	<b>8,173</b>	1,129	3,786	5,177	<b>10,092</b>	881	3,286	5,419	<b>9,586</b>	888	3,308	5,330	<b>9,526</b>
Burundi	63	97	6,323	981	<b>7,464</b>	11	38	4,901	1,794	<b>6,744</b>	27	8,763	2175	<b>10,965</b>	22	6,239	2,189	<b>8,450</b>	22	6,354	2,256	<b>8,632</b>
Sudan	-	9	6,806	32	<b>6,847</b>	-	2	6,385	56	<b>6,443</b>	2	7,021	63	<b>7,086</b>	2	6,455	67	<b>6,524</b>	2	6,452	66	<b>6,520</b>
Somalia	164	89	61	679	<b>993</b>	244	162	109	1,599	<b>2,114</b>	364	214	2,119	<b>2,697</b>	330	310	4,180	<b>4,820</b>	331	341	4,635	<b>5,307</b>
Uganda	9	9	744	508	<b>1,270</b>	1	10	783	545	<b>1,339</b>	9	1,311	533	<b>1,853</b>	6	1,124	439	<b>1,569</b>	6	1,091	458	<b>1,555</b>
Eritrea	-	3	57	336	<b>396</b>	-	2	12	495	<b>509</b>	2	15	632	<b>649</b>	2	158	936	<b>1,096</b>	2	72	1,007	<b>1,081</b>
Rwanda	14	11	344	427	<b>796</b>	6	10	281	613	<b>910</b>	13	400	663	<b>1,076</b>	7	404	681	<b>1,092</b>	7	409	607	<b>1,023</b>
Other	1	14	38	120	<b>173</b>	-	3	44	246	<b>293</b>	4	105	339	<b>448</b>	3	70	453	<b>526</b>	3	65	468	<b>536</b>
South Sudan	-	6	3	85	<b>94</b>	-	22	-	1,228	<b>1,250</b>	35	-	66	<b>101</b>	31	6	47	<b>84</b>	32	7	43	<b>82</b>

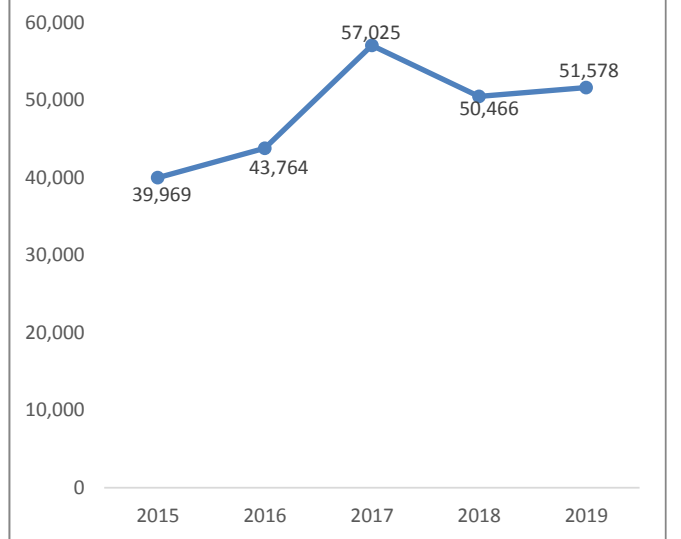
TREND BY LOCATION



TREND BY MAJOR COUNTRIES OF ORIGIN



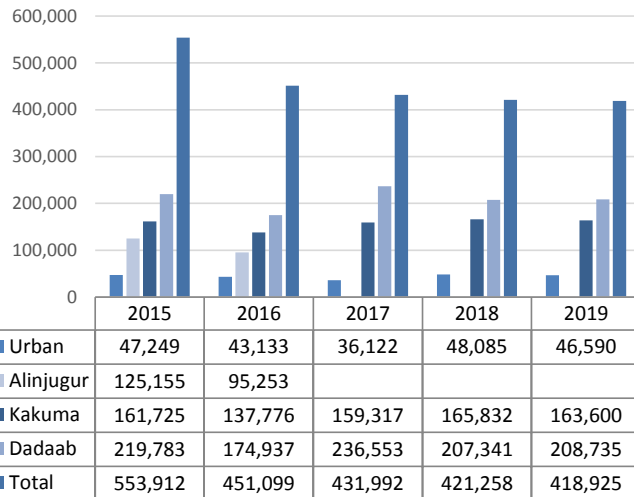
TREND SINCE 2015



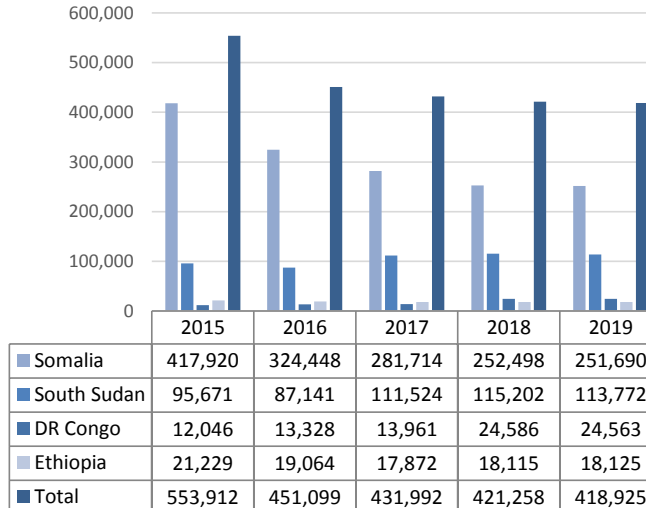
## REFUGEES IN KENYA BY COUNTRY OF ORIGIN AND LOCATION

Country of Origin	2015					2016					2017				2018				2019			
	Alinjugur	Dadaab	Kakuma	Nairobi	Total	Alinjugur	Dadaab	Kakuma	Nairobi	Total	Dadaab	Kakuma	Nairobi	Total	Dadaab	Kakuma	Nairobi	Total	Dadaab	Kakuma	Urban	Total
<b>Total</b>	<b>125,155</b>	<b>219,783</b>	<b>161,725</b>	<b>47,249</b>	<b>553,912</b>	<b>95,253</b>	<b>174,937</b>	<b>137,776</b>	<b>43,133</b>	<b>451,099</b>	<b>236,553</b>	<b>159,317</b>	<b>36,122</b>	<b>431,992</b>	<b>207,341</b>	<b>165,832</b>	<b>48,085</b>	<b>421,258</b>	<b>208,735</b>	<b>163,600</b>	<b>46,590</b>	<b>418,925</b>
<b>Somalia</b>	122,499	208,652	54,825	31,944	<b>417,920</b>	93,099	165,225	37,704	28,420	<b>324,448</b>	228,700	35,335	17,679	<b>281,714</b>	200,556	33,534	18,408	<b>252,498</b>	201,898	33,352	16,440	<b>251,690</b>
<b>South Sudan</b>	32	1,271	93,410	958	<b>95,671</b>	13	1,073	84,983	1,072	<b>87,141</b>	955	105,168	5,401	<b>111,524</b>	947	108,444	5,811	<b>115,202</b>	955	106,592	6,225	<b>113,772</b>
<b>DR Congo</b>	32	170	5,559	6,285	<b>12,046</b>	29	134	7,230	5,935	<b>13,328</b>	100	7,311	6,550	<b>13,961</b>	85	8,767	15,734	<b>24,586</b>	87	8,681	15,795	<b>24,563</b>
<b>Ethiopia</b>	2,580	9,499	3,448	5,702	<b>21,229</b>	2,099	8,291	3,233	5,441	<b>19,064</b>	6,630	6,684	4,558	<b>17,872</b>	5,597	7,216	5,302	<b>18,115</b>	5,645	7,184	5,296	<b>18,125</b>
<b>Burundi</b>	7	41	481	319	<b>848</b>	3	82	1,263	369	<b>1,717</b>	56	1,371	478	<b>1,905</b>	43	3,781	1,048	<b>4,872</b>	43	3,770	1,056	<b>4,869</b>
<b>Sudan</b>	-	65	3,217	137	<b>3,419</b>	1	56	2,693	113	<b>2,863</b>	51	2,768	105	<b>2,924</b>	44	3,424	114	<b>3,582</b>	36	3,366	115	<b>3,517</b>
<b>Uganda</b>	3	58	414	162	<b>637</b>	6	62	376	187	<b>631</b>	48	394	192	<b>634</b>	59	377	407	<b>843</b>	61	377	398	<b>836</b>
<b>Eritrea</b>	-	15	69	1,145	<b>1,229</b>	-	7	43	1,031	<b>1,081</b>	6	45	657	<b>708</b>	2	34	671	<b>707</b>	2	31	673	<b>706</b>
<b>Rwanda</b>	-	9	271	533	<b>813</b>	-	7	224	489	<b>720</b>	3	211	372	<b>586</b>	4	208	436	<b>648</b>	4	200	451	<b>655</b>
<b>Other</b>	2	3	31	64	<b>100</b>	3	-	27	76	<b>106</b>	4	30	130	<b>164</b>	4	47	154	<b>205</b>	4	47	141	<b>192</b>

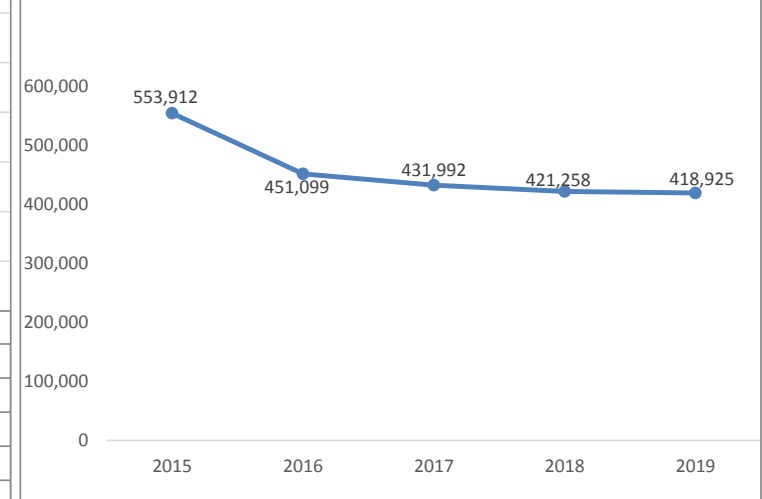
TREND BY LOCATION



TREND BY MAJOR COUNTRIES OF ORIGIN



TREND SINCE 2015



KENYA REGISTRATION TREND BY LOCATION AND COUNTRY OF ORIGIN

Total Kenya	Month	Total	AFG	ANG	BDI	BKF	CAR	COB	COD	CMR	ERT	ETH	ICO	LBR	NIG/ML	RSA	RWA	SLE	SOM	SSD	SUD	SYR	TAN	TIB	TUR	UGA	YEM	ZIM	OTHER	
	Jan	2,250	0	0	59	142	1	4	642	1	67	134	0	0	0	0	31	0	413	191	460	0	0	0	0	36	3	0	4	
	Feb	2,617	0	0	184	0	0	1	621	0	33	120	0	0	1	0	27	0	359	213	966	0	0	0	2	30	5	0	2	
	Mar	0	0	0	0	0	0	0	0	0	0	0	0	0	0	0	0	0	0	0	0	0	0	0	0	0	0	0	0	0
	Apr	0	0	0	0	0	0	0	0	0	0	0	0	0	0	0	0	0	0	0	0	0	0	0	0	0	0	0	0	0
	May	0	0	0	0	0	0	0	0	0	0	0	0	0	0	0	0	0	0	0	0	0	0	0	0	0	0	0	0	0
	Jun	0	0	0	0	0	0	0	0	0	0	0	0	0	0	0	0	0	0	0	0	0	0	0	0	0	0	0	0	0
	Jul	0	0	0	0	0	0	0	0	0	0	0	0	0	0	0	0	0	0	0	0	0	0	0	0	0	0	0	0	0
	Aug	0	0	0	0	0	0	0	0	0	0	0	0	0	0	0	0	0	0	0	0	0	0	0	0	0	0	0	0	0
	Sep	0	0	0	0	0	0	0	0	0	0	0	0	0	0	0	0	0	0	0	0	0	0	0	0	0	0	0	0	0
	Oct	0	0	0	0	0	0	0	0	0	0	0	0	0	0	0	0	0	0	0	0	0	0	0	0	0	0	0	0	0
	Nov	0	0	0	0	0	0	0	0	0	0	0	0	0	0	0	0	0	0	0	0	0	0	0	0	0	0	0	0	0
	Dec	0	0	0	0	0	0	0	0	0	0	0	0	0	0	0	0	0	0	0	0	0	0	0	0	0	0	0	0	0
<b>Total</b>	<b>4,867</b>	<b>0</b>	<b>0</b>	<b>243</b>	<b>142</b>	<b>1</b>	<b>5</b>	<b>1,263</b>	<b>1</b>	<b>100</b>	<b>254</b>	<b>0</b>	<b>0</b>	<b>1</b>	<b>0</b>	<b>58</b>	<b>0</b>	<b>772</b>	<b>404</b>	<b>1,426</b>	<b>0</b>	<b>0</b>	<b>0</b>	<b>2</b>	<b>66</b>	<b>8</b>	<b>0</b>	<b>6</b>		

Urban	Month	Total	AFG	ANG	BDI	BKF	CAR	COB	COD	CMR	ERT	ETH	IND	LBR	NIG	RSA	RWA	SLE	SOM	SSD	SUD	SYR	TAN	TIB	TUR	UGA	YEM	ZIM	OTHER		
	Jan	1,410	0	0	59	0	1	4	512	1	67	106	0	0	0	0	31	0	404	191	1	0	0	0	0	26	3	0	4		
	Feb	1,279	0	0	82	0	0	1	473	0	33	100	0	0	1	0	18	0	336	213	0	0	0	0	2	15	4	0	1		
	Mar	0																													
	Apr	0																													
	May	0																													
	Jun	0																													
	Jul	0																													
	Aug	0																													
	Sep	0																													
	Oct	0																													
	Nov	0																													
	Dec	0																													
<b>Total</b>	<b>2,689</b>	<b>0</b>	<b>0</b>	<b>141</b>	<b>0</b>	<b>1</b>	<b>5</b>	<b>985</b>	<b>1</b>	<b>100</b>	<b>206</b>	<b>0</b>	<b>0</b>	<b>1</b>	<b>0</b>	<b>49</b>	<b>0</b>	<b>740</b>	<b>404</b>	<b>1</b>	<b>0</b>	<b>0</b>	<b>0</b>	<b>2</b>	<b>41</b>	<b>7</b>	<b>0</b>	<b>5</b>			

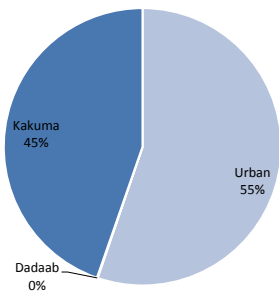
  

Dadaab	Month	Total	AFG	ANG	BDI	BKF	CAR	COB	COD	CMR	ERT	ETH	ICO	LBR	NIG	RSA	RWA	SLE	SOM	SSD	SUD	SYR	TAN	TIB	TUR	UGA	YEM	ZIM	Other		
	Jan	4	0	0	0	0	0	0	0	0	0	0	2	0	0	0	0	0	0	2	0	0	0	0	0	0	0	0	0	0	
	Feb	0	0	0	0	0	0	0	0	0	0	0	0	0	0	0	0	0	0	0	0	0	0	0	0	0	0	0	0	0	
	Mar	0																													
	Apr	0																													
	May	0																													
	Jun	0																													
	Jul	0																													
	Aug	0																													
	Sep	0																													
	Oct	0																													
	Nov	0																													
	Dec	0																													
<b>Total</b>	<b>4</b>	<b>0</b>	<b>0</b>	<b>0</b>	<b>0</b>	<b>0</b>	<b>0</b>	<b>0</b>	<b>0</b>	<b>0</b>	<b>0</b>	<b>2</b>	<b>0</b>	<b>0</b>	<b>0</b>	<b>0</b>	<b>0</b>	<b>0</b>	<b>2</b>	<b>0</b>	<b>0</b>	<b>0</b>	<b>0</b>	<b>0</b>	<b>0</b>	<b>0</b>	<b>0</b>	<b>0</b>			

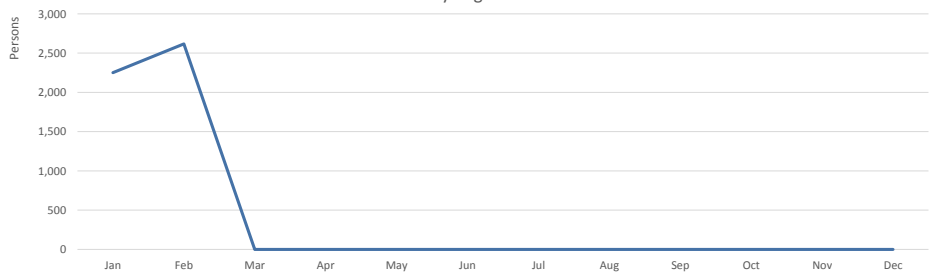
  

Kakuma	Month	Total	AFG	ANG	BDI	BKF	CAR	COB	COD	CMR	ERT	ETH	ICO	LBR	NIG	RSA	RWA	SLE	SOM	SSD	SUD	SYR	TAN	TIB	TUR	UGA	YEM	ZIM	Other		
	Jan	836	0	0	0	142	0	0	130	0	0	26	0	0	0	0	0	0	7	459	62	0	0	0	0	10	0	0	0		
	Feb	1,338	0	0	102	0	0	0	148	0	0	20	0	0	0	0	9	0	23	966	53	0	0	0	0	15	1	0	1		
	Mar	0																													
	Apr	0																													
	May	0																													
	Jun	0																													
	Jul	0																													
	Aug	0																													
	Sep	0																													
	Oct	0																													
	Nov	0																													
	Dec	0																													
<b>Total</b>	<b>2,174</b>	<b>0</b>	<b>0</b>	<b>102</b>	<b>142</b>	<b>0</b>	<b>0</b>	<b>278</b>	<b>0</b>	<b>0</b>	<b>46</b>	<b>0</b>	<b>0</b>	<b>0</b>	<b>0</b>	<b>9</b>	<b>0</b>	<b>30</b>	<b>1,425</b>	<b>115</b>	<b>0</b>	<b>0</b>	<b>0</b>	<b>25</b>	<b>1</b>	<b>0</b>	<b>1</b>				

Registration Distribution by Location

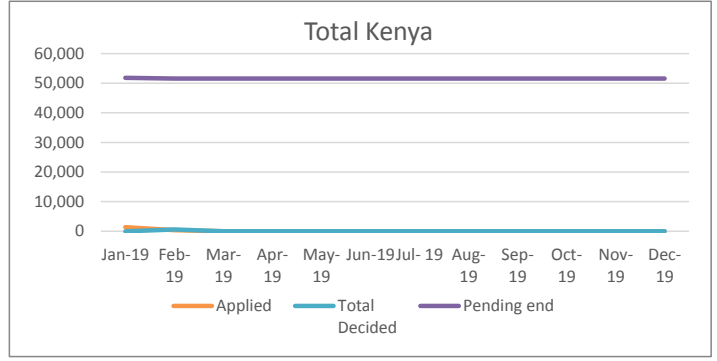


Monthly Registration Trend 2018

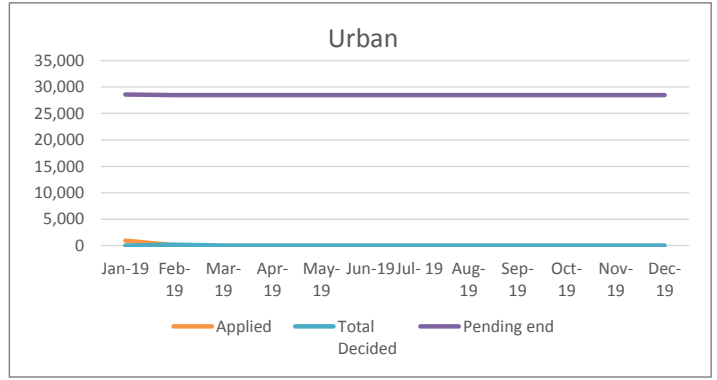


### Individual Asylum Applications and Refugee Status Determination Trend

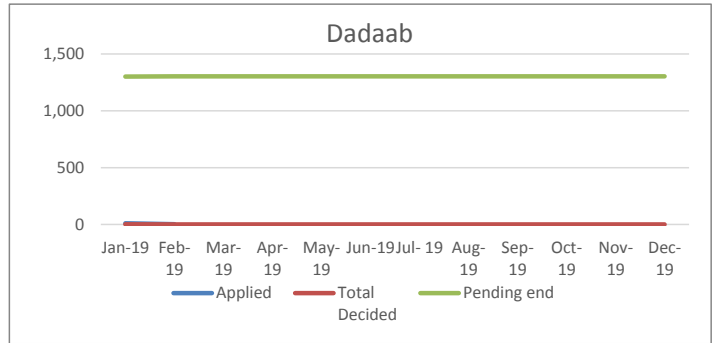
Total	Month	Pending begin	Applied	Reco-gnized	Reje-cted	Oth. Closed	Total Decided	Pending end
	Jan-19	50,466	1,364	5	0	4	9	51,821
	Feb-19	51,821	362	1	0	604	605	51,578
	Mar-19	51,578	0	0	0	0	0	51,578
	Apr-19	51,578	0	0	0	0	0	51,578
	May-19	51,578	0	0	0	0	0	51,578
	Jun-19	51,578	0	0	0	0	0	51,578
	Jul-19	51,578	0	0	0	0	0	51,578
	Aug-19	51,578	0	0	0	0	0	51,578
	Sep-19	51,578	0	0	0	0	0	51,578
	Oct-19	51,578	0	0	0	0	0	51,578
	Nov-19	51,578	0	0	0	0	0	51,578
	Dec-19	51,578	0	0	0	0	0	51,578
<b>Total</b>		<b>1,726</b>	<b>6</b>	<b>0</b>	<b>608</b>	<b>614</b>		



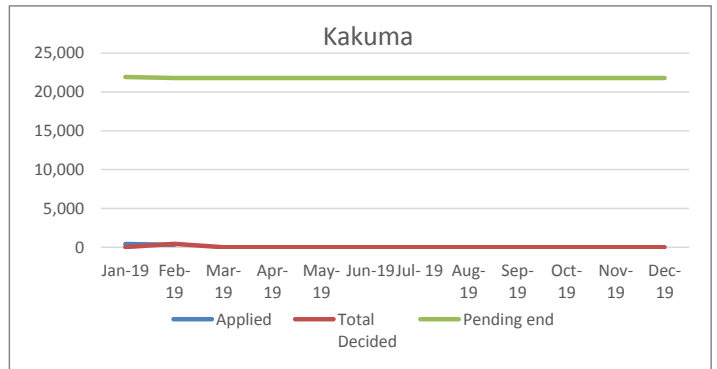
Urban	Month	Pending begin	Applied	Reco-gnized	Reje-cted	Oth. Closed	Total Decided	Pending end
	Jan-19	27,657	933	-	0	0	0	28,590
	Feb-19	28,590	51	1	0	164	165	28,476
	Mar-19	28,476					0	28,476
	Apr-19	28,476					0	28,476
	May-19	28,476					0	28,476
	Jun-19	28,476					0	28,476
	Jul-19	28,476					0	28,476
	Aug-19	28,476					0	28,476
	Sep-19	28,476					0	28,476
	Oct-19	28,476					0	28,476
	Nov-19	28,476					0	28,476
	Dec-19	28,476					0	28,476
<b>Total</b>		<b>984</b>	<b>1</b>	<b>0</b>	<b>164</b>	<b>165</b>		



Dadaab	Month	Pending begin	Applied	Reco-gnized	Reje-cted	Oth. Closed	Total Decided	Pending end
	Jan-19	1,292	10	0	0	1	1	1,301
	Feb-19	1,301	2	0	0	0	0	1,303
	Mar-19	1,303					0	1,303
	Apr-19	1,303					0	1,303
	May-19	1,303					0	1,303
	Jun-19	1,303					0	1,303
	Jul-19	1,303					0	1,303
	Aug-19	1,303					0	1,303
	Sep-19	1,303					0	1,303
	Oct-19	1,303					0	1,303
	Nov-19	1,303					0	1,303
	Dec-19	1,303					0	1,303
<b>Total</b>		<b>12</b>	<b>0</b>	<b>0</b>	<b>1</b>	<b>1</b>		



Kakuma	Month	Pending begin	Applied	Reco-gnized	Reje-cted	Oth. Closed	Total Decided	Pending end
	Jan-19	21,517	421	5	0	3	8	21,930
	Feb-19	21,930	309	0	0	440	440	21,799
	Mar-19	21,799					0	21,799
	Apr-19	21,799					0	21,799
	May-19	21,799					0	21,799
	Jun-19	21,799					0	21,799
	Jul-19	21,799					0	21,799
	Aug-19	21,799					0	21,799
	Sep-19	21,799					0	21,799
	Oct-19	21,799					0	21,799
	Nov-19	21,799					0	21,799
	Dec-19	21,799					0	21,799
<b>Total</b>		<b>730</b>	<b>5</b>	<b>0</b>	<b>443</b>	<b>448</b>		



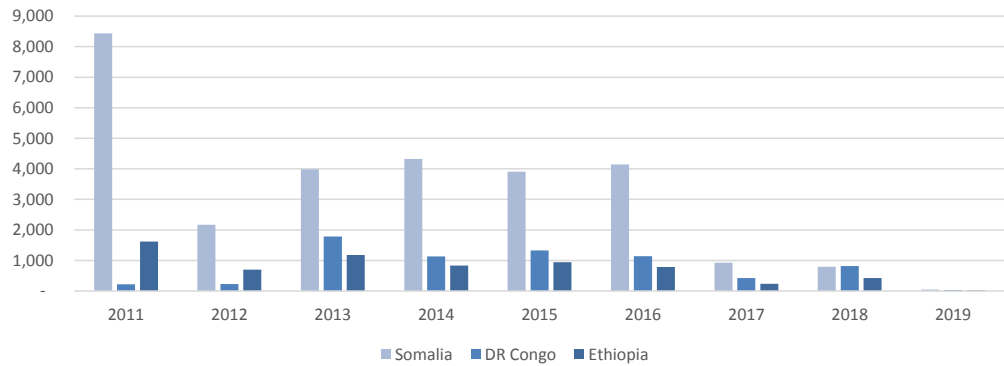
### RESETTLEMENT SUBMISSION BY COUNTRY OF ORIGIN

Country of Origin	2011	2012	2013	2014	2015	2016	2017	2018	2019	Total
Somalia	8,439	2,170	3,985	4,325	3,909	4,147	929	795	46	28,745
DR Congo	218	230	1,783	1,132	1,326	1,143	424	821	28	7,105
Ethiopia	1,617	700	1,181	830	941	785	237	426	21	6,738
South Sudan	-	33	214	111	420	701	143	196	542	2,360
Sudan	175	30	29	158	541	104	4	25	-	1,066
Burundi	17	22	58	46	121	81	100	53	6	504
Uganda	13	5	24	88	108	107	47	47	39	478
Eritrea	25	20	111	73	116	55	26	33	7	466
Rwanda	13	24	22	31	78	26	10	8	3	215
Other	1	5	5	11	26	14	20	21	1	104
<b>Total</b>	<b>10,518</b>	<b>3,239</b>	<b>7,412</b>	<b>6,805</b>	<b>7,586</b>	<b>7,163</b>	<b>1,940</b>	<b>2,425</b>	<b>693</b>	<b>47,781</b>

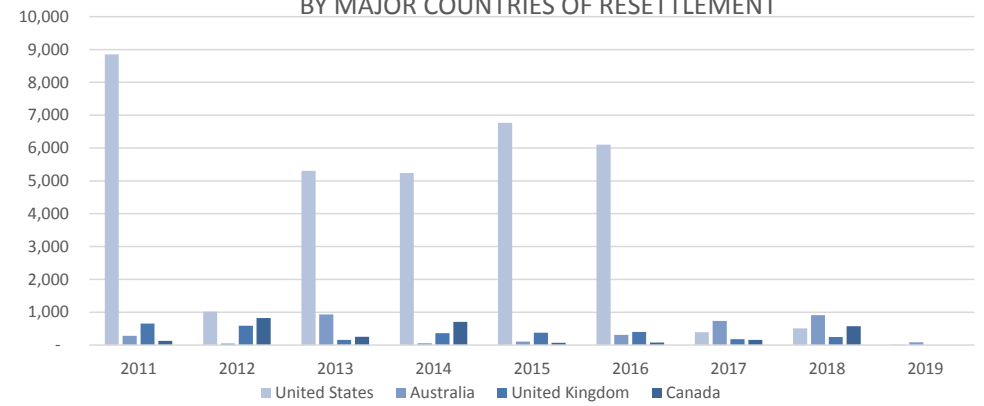
### RESETTLEMENT SUBMISSION BY COUNTRY OF RESETTLEMENT

Country of Submission	2011	2012	2013	2014	2015	2016	2017	2018	2019	Total
United States	8,849	1,019	5,304	5,239	6,764	6,105	391	507	14	34,192
Australia	281	50	932	53	107	310	736	909	82	3,460
United Kingdom	657	585	155	363	378	397	180	248	-	2,963
Canada	129	821	254	705	69	75	158	576	-	2,787
Sweden	391	402	342	397	81	262	353	147	-	2,375
Other	24	16	17	6	17	2	28	-	580	690
Norway	72	218	218	12	11	5	6	-	-	542
Netherlands	109	114	145	16	130	-	-	-	-	514
France	-	-	29	-	-	1	88	38	17	173
Denmark	6	14	16	14	29	6	-	-	-	85
<b>Total</b>	<b>10,518</b>	<b>3,239</b>	<b>7,412</b>	<b>6,805</b>	<b>7,586</b>	<b>7,163</b>	<b>1,940</b>	<b>2,425</b>	<b>693</b>	<b>47,781</b>

### RESETTLEMENT SUBMISSION TRENDS BY MAJOR COUNTRIES OF ORIGIN



### RESETTLEMENT SUBMISSION TRENDS BY MAJOR COUNTRIES OF RESETTLEMENT



\*Submissions to end of January '19\*



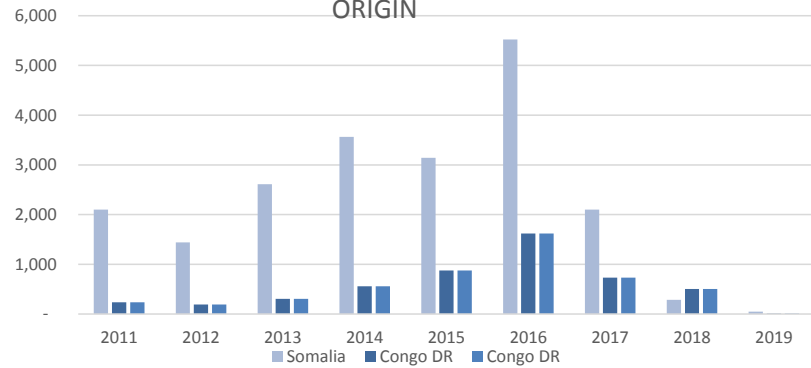
### RESETTLEMENT DEPARTURES BY COUNTRY OF ORIGIN

Country of Origin	2011	2012	2013	2014	2015	2016	2017	2018	2019	Total
Somalia	2,102	1,442	2,612	3,562	3,142	5,521	2,102	285	47	20,815
Ethiopia	906	806	469	480	645	1,265	663	248	11	5,493
Congo DR	234	192	308	560	874	1,621	730	503	9	5,031
SSD	-	35	88	92	136	412	272	94	16	1,145
Sudan	213	102	61	82	46	123	184	8	-	819
Eritrea	48	25	25	57	28	121	62	27	1	394
Uganda	7	14	2	36	69	70	50	59	2	309
Burundi	35	14	13	23	30	70	50	51	-	286
Rwanda	35	26	26	21	28	56	24	22	-	238
Other	1	3	-	-	3	27	4	1	-	39
<b>Total</b>	<b>3,581</b>	<b>2,659</b>	<b>3,604</b>	<b>4,913</b>	<b>5,001</b>	<b>9,286</b>	<b>4,141</b>	<b>1,298</b>	<b>86</b>	<b>34,569</b>

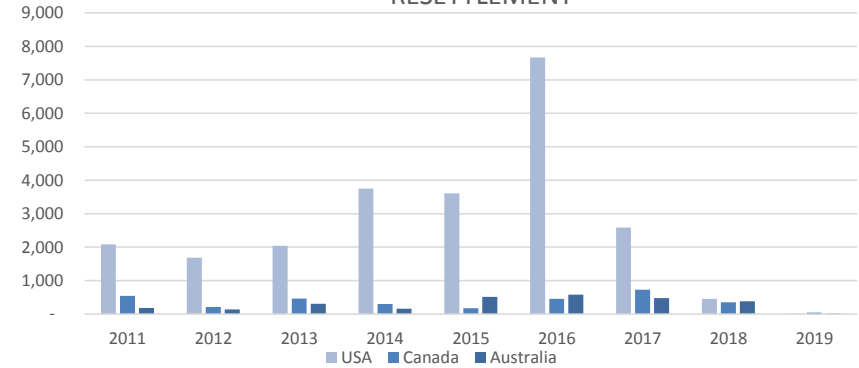
### RESETTLEMENT DEPARTURES BY COUNTRY OF RESETTLEMENT

Country of Resettlement	2011	2012	2013	2014	2015	2016	2017	2018	2019	Total
USA	2,083	1,688	2,040	3,751	3,610	7,665	2,585	459	8	23,889
Canada	541	213	464	302	174	452	725	353	42	3,266
Australia	182	141	311	160	514	580	475	381	11	2,755
United Kingdom	208	460	260	279	308	267	248	91	23	2,144
Sweden	329	88	331	229	341	238	83	4	-	1,643
Norway	58	18	159	78	32	3	7	-	2	357
Netherlands	81	29	-	87	2	70	-	-	-	269
Denmark	-	10	22	7	7	4	-	-	-	50
New Zealand	10	-	4	-	-	5	11	-	-	30
Other	89	12	13	20	13	2	7	10	-	166
<b>Total</b>	<b>3,581</b>	<b>2,659</b>	<b>3,604</b>	<b>4,913</b>	<b>5,001</b>	<b>9,286</b>	<b>4,141</b>	<b>1,298</b>	<b>86</b>	<b>34,569</b>

RESETTLEMENT DEPARTURE TRENDS BY MAJOR COUNTRIES OF ORIGIN



RESETTLEMENT DEPARTURE TRENDS BY MAJOR COUNTRIES OF RESETTLEMENT



\*departures to end of January '19\*

**VOLUNTARY REPATRIATION FROM KENYA  
BY COUNTRY OF ORIGIN**

Country of Origin	Year											
	2009	2010	2011	2012	2013	2014	2015	2016	2017	2018	2019	Total
Sudan	665	64	28									757
Burundi	2	1		4						586		593
Rwanda	1	2	2	1								6
Mozambique	-	5							4			9
Somalia	-	6	69	4		485	5,616	33,783	35,403	7,559	110	83,035
Congo	-	3	2	7	3							15
Ethiopia	-	-								1,963		1,963
Uganda	-	-	4	1								5
Other	-	2	6					6		1		15
<b>Total</b>	<b>668</b>	<b>83</b>	<b>111</b>	<b>17</b>	<b>3</b>	<b>485</b>	<b>5,616</b>	<b>33,789</b>	<b>35,407</b>	<b>10,109</b>	<b>110</b>	<b>86,398</b>

